





European Committee of the Regions

# THE CORONAVIRUS CRISIS AND THE ROLE OF EU REGIONS AND CITIES

 26.381 interviews  
 03 - 17/09/2020  
 500 interviews  
 10 - 17/09/2020

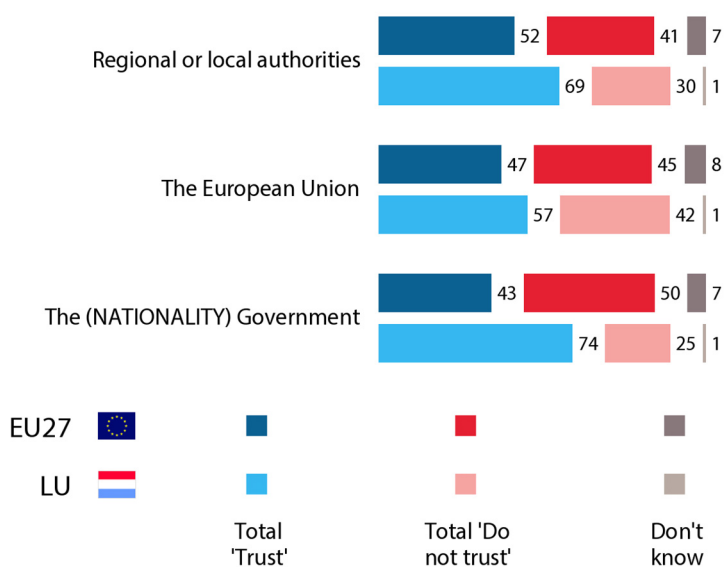
LUXEMBOURG

NATIONAL FACTSHEET

Method: online

## I. TRUST IN THE EU, NATIONAL GOVERNMENT AND THE REGIONAL AND LOCAL AUTHORITIES

**Q1** For each of the following institutions, please indicate how much you trust them or not. Using a scale from 1 to 6, where "1" means that you do not trust at all, and "6" means that you completely trust, the remaining numbers indicate something in between these two positions.  
(%)



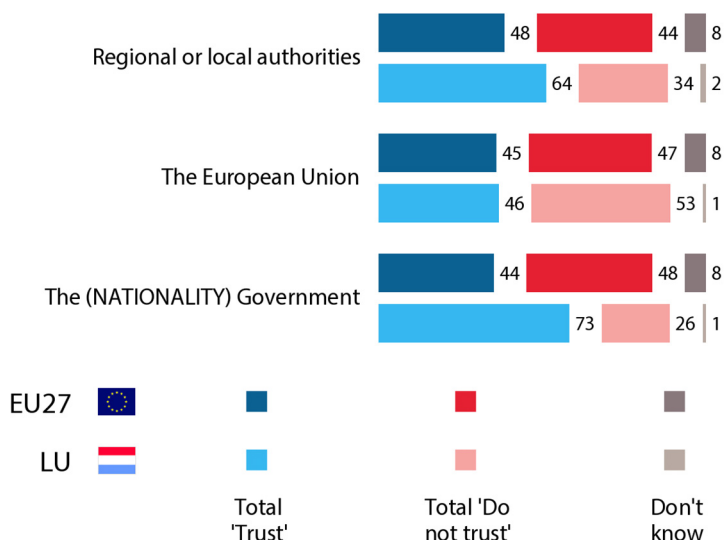
**Q1.3** For each of the following institutions, please indicate how much you trust them or not. Using a scale from 1 to 6, where "1" means that you do not trust at all, and "6" means that you completely trust, the remaining numbers indicate something in between these two positions.

Regional or local authorities (%)

Total 'Trust'	EU27	LU
TOTAL	52	69
<b>Gender</b>		
Male	54	69
Female	51	67
<b>Age</b>		
16-24	50	70
25-34	51	63
35-44	52	77
45-54	51	69
55-64	58	61
<b>Trust in the EU</b>		
Trust	72	84
Do not trust	36	48

Socio-demographic breakdown

**Q2** And please indicate how much you trust they are taking, and will take in the future, the right measures to overcome the economic and social impact of the coronavirus crisis. Using a scale from 1 to 6, where "1" means that you do not trust at all, and "6" means that you completely trust, the remaining numbers indicate something in between these two positions.  
(%)



**Q2.3** And please indicate how much you trust they are taking, and will take in the future, the right measures to overcome the economic and social impact of the coronavirus crisis. Using a scale from 1 to 6, where "1" means that you do not trust at all, and "6" means that you completely trust, the remaining numbers indicate something in between these two positions.

Regional or local authorities (%)

Total 'Trust'	EU27	LU
TOTAL	48	64
<b>Gender</b>		
Male	49	64
Female	47	64
<b>Age</b>		
16-24	46	68
25-34	47	61
35-44	47	71
45-54	47	65
55-64	56	54
<b>Trust in the measures taken by the EU</b>		
Trust	72	85
Do not trust	31	46

Socio-demographic breakdown



Survey conducted among people aged 16 to 64 years old in Austria, Belgium, Denmark, Estonia, Finland, France, Germany, Ireland, Italy, Latvia, Lithuania, Luxembourg, the Netherlands, the Republic of Cyprus, Spain and Sweden.

Survey conducted among people aged 16 to 54 years old in Bulgaria, Croatia, Czechia, Greece, Hungary, Poland, Portugal, Romania, Slovakia and Slovenia.



European Committee of the Regions

# THE CORONAVIRUS CRISIS AND THE ROLE OF EU REGIONS AND CITIES

 26.381 interviews  
 03 - 17/09/2020  
 500 interviews  
 10 - 17/09/2020

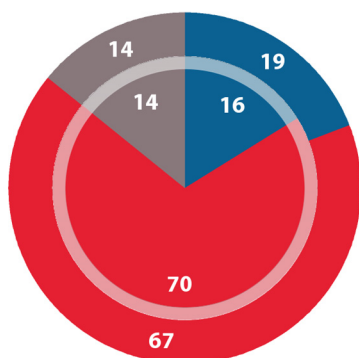
LUXEMBOURG

NATIONAL FACTSHEET



Method: online

## II. INFLUENCE OF THE REGIONAL AND LOCAL AUTHORITIES

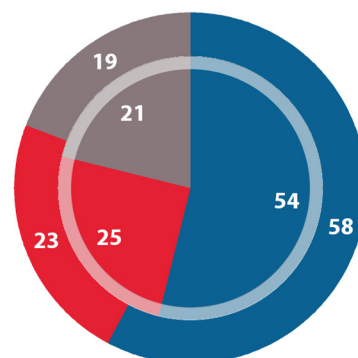
**Q3** Do you think regional and local authorities have enough influence on the decisions taken at the European Union level? (%)



 Yes  
 No  
 Don't know

EU27  Outer pie LU  Inner pie

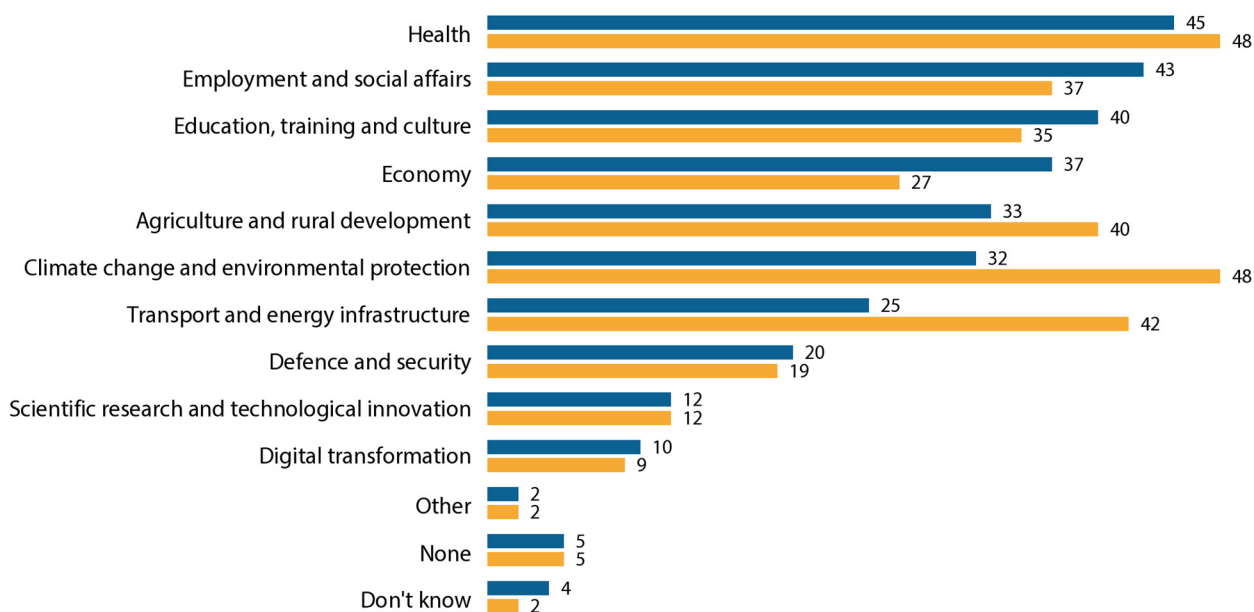
**Q5** Overall, do you think more influence of regional and local authorities would have a positive impact on the European Union's ability to solve problems? (%)





 Yes  
 No  
 Don't know

EU27  Outer pie LU  Inner pie

**Q4** And on which of the following would you like that regional and local authorities have more influence on the decisions taken at European Union level? You may select up to four answers. (MAX. 4 ANSWERS) (%)



 EU27  
 LU

Base: respondents who think regional and local authorities do not have enough influence on the decisions taken at EU level (Q3=2), N=17.892