



European Committee of the Regions

THE CORONAVIRUS CRISIS AND THE ROLE OF EU REGIONS AND CITIES

26.381 interviews

03 - 17/09/2020

1.047 interviews

03 - 11/09/2020

Method: online

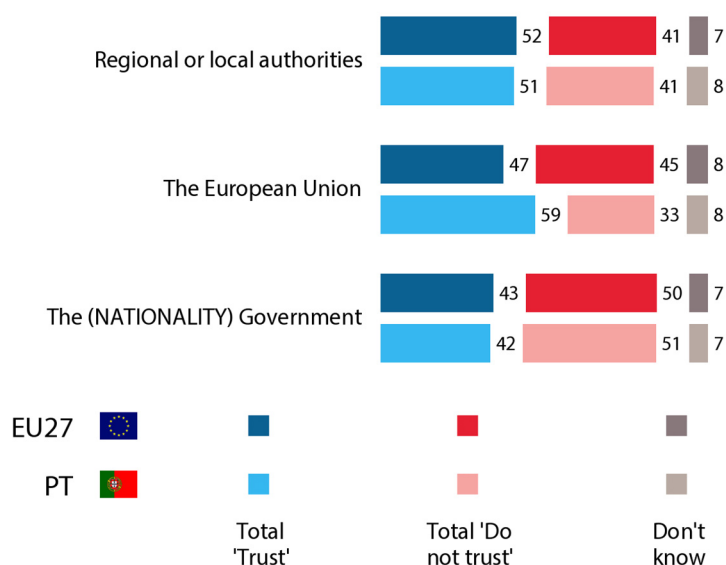
PORTUGAL

NATIONAL FACTSHEET

I. TRUST IN THE EU, NATIONAL GOVERNMENT AND THE REGIONAL AND LOCAL AUTHORITIES

Q1 For each of the following institutions, please indicate how much you trust them or not. Using a scale from 1 to 6, where "1" means that you do not trust at all, and "6" means that you completely trust, the remaining numbers indicate something in between these two positions.

(%)



Q1.3 For each of the following institutions, please indicate how much you trust them or not. Using a scale from 1 to 6, where "1" means that you do not trust at all, and "6" means that you completely trust, the remaining numbers indicate something in between these two positions.

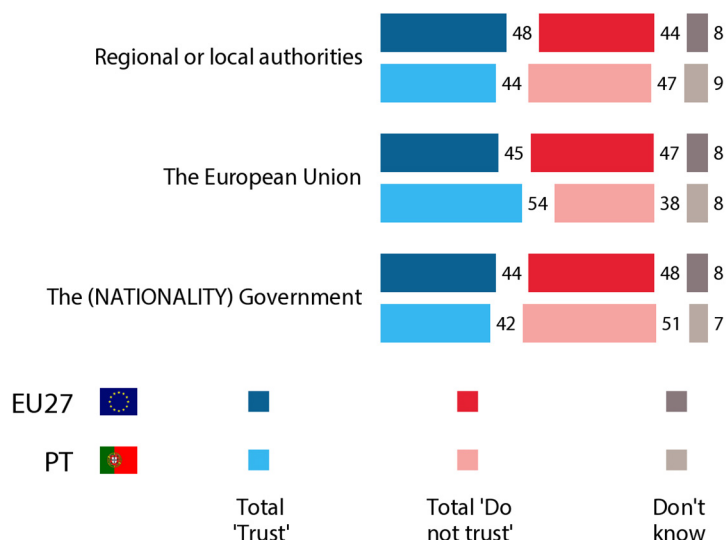
Regional or local authorities (%)

Total 'Trust'	EU27	PT
TOTAL	52	51
Gender		
Male	54	53
Female	51	51
Age		
16-24	50	55
25-34	51	49
35-44	52	53
45-54	51	51
55-64*	58	-
Trust in the EU		
Trust	72	71
Do not trust	36	25

Socio-demographic breakdown

Q2 And please indicate how much you trust they are taking, and will take in the future, the right measures to overcome the economic and social impact of the coronavirus crisis. Using a scale from 1 to 6, where "1" means that you do not trust at all, and "6" means that you completely trust, the remaining numbers indicate something in between these two positions.

(%)



Q2.3 And please indicate how much you trust they are taking, and will take in the future, the right measures to overcome the economic and social impact of the coronavirus crisis. Using a scale from 1 to 6, where "1" means that you do not trust at all, and "6" means that you completely trust, the remaining numbers indicate something in between these two positions.

Regional or local authorities (%)

Total 'Trust'	EU27	PT
TOTAL	48	44
Gender		
Male	49	47
Female	47	41
Age		
16-24	46	45
25-34	47	41
35-44	47	45
45-54	47	45
55-64*	56	-
Trust in the measures taken by the EU		
Trust	72	64
Do not trust	31	21

Socio-demographic breakdown

Survey conducted among people aged 16 to 64 years old in Austria, Belgium, Denmark, Estonia, Finland, France, Germany, Ireland, Italy, Latvia, Lithuania, Luxembourg, the Netherlands, the Republic of Cyprus, Spain and Sweden.

*Survey conducted among people aged 16 to 54 years old in Bulgaria, Croatia, Czechia, Greece, Hungary, Poland, Portugal, Romania, Slovakia and Slovenia.



European Committee of the Regions

THE CORONAVIRUS CRISIS AND THE ROLE OF EU REGIONS AND CITIES

26.381 interviews
03 - 17/09/2020

1.047 interviews
03 - 11/09/2020

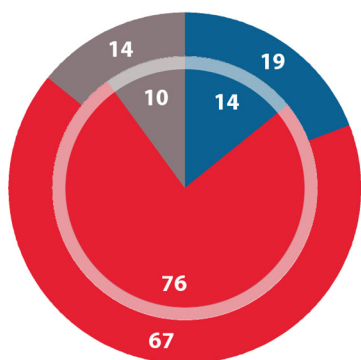
PORTUGAL

NATIONAL FACTSHEET

Method: online

II. INFLUENCE OF THE REGIONAL AND LOCAL AUTHORITIES

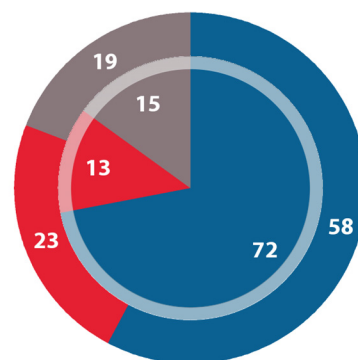
Q3 Do you think regional and local authorities have enough influence on the decisions taken at the European Union level? (%)



● Yes
● No
● Don't know

EU27 Outer pie PT Inner pie

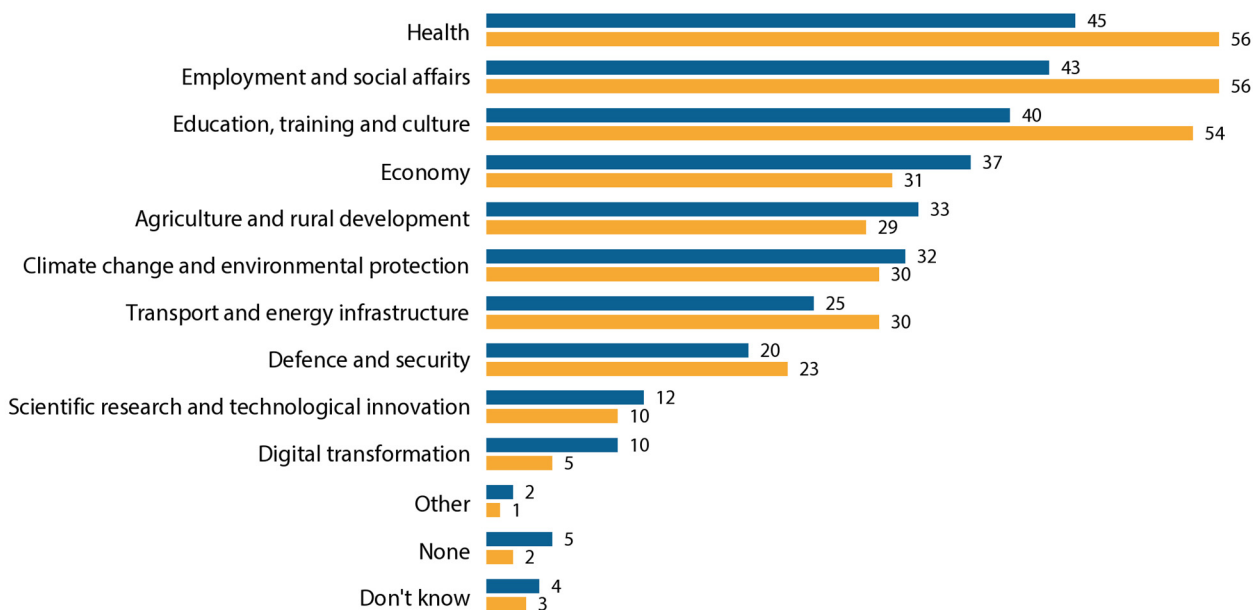
Q5 Overall, do you think more influence of regional and local authorities would have a positive impact on the European Union's ability to solve problems? (%)



● Yes
● No
● Don't know

EU27 Outer pie PT Inner pie

Q4 And on which of the following would you like that regional and local authorities have more influence on the decisions taken at European Union level? You may select up to four answers. (MAX. 4 ANSWERS) (%)



Base: respondents who think regional and local authorities do not have enough influence on the decisions taken at EU level (Q3=2), N=17.892