





European Committee of the Regions

# THE CORONAVIRUS CRISIS AND THE ROLE OF EU REGIONS AND CITIES

 26.381 interviews  
 03 - 17/09/2020  
 1.050 interviews  
 03 - 11/09/2020

ROMANIA

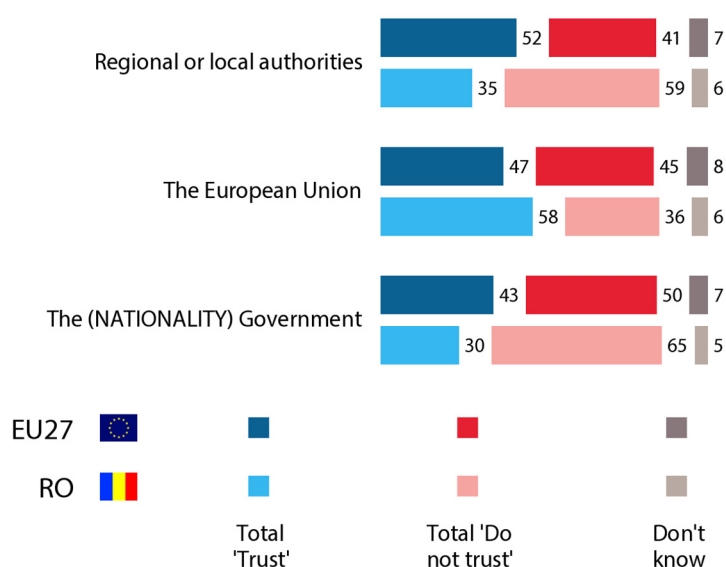
NATIONAL FACTSHEET

Method: online

## I. TRUST IN THE EU, NATIONAL GOVERNMENT AND THE REGIONAL AND LOCAL AUTHORITIES

**Q1** For each of the following institutions, please indicate how much you trust them or not. Using a scale from 1 to 6, where "1" means that you do not trust at all, and "6" means that you completely trust, the remaining numbers indicate something in between these two positions.

(%)



**Q1.3** For each of the following institutions, please indicate how much you trust them or not. Using a scale from 1 to 6, where "1" means that you do not trust at all, and "6" means that you completely trust, the remaining numbers indicate something in between these two positions.

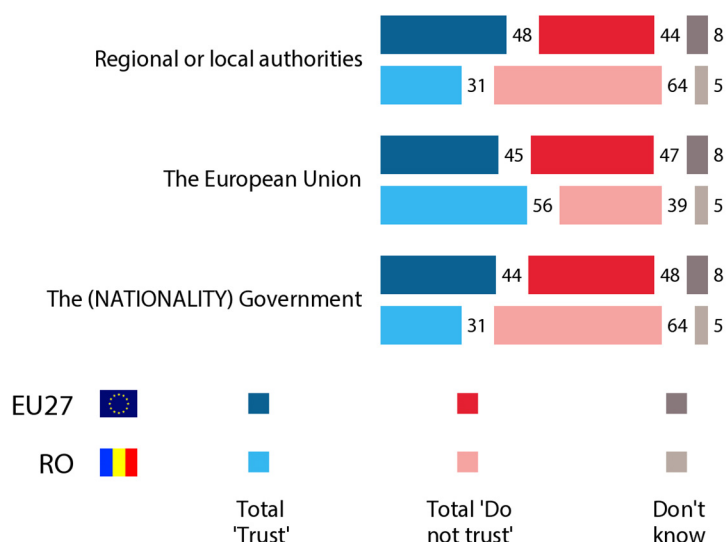
Regional or local authorities (%)

Total 'Trust'	EU27	RO
TOTAL	52	35
<b>Gender</b>		
Male	54	36
Female	51	34
<b>Age</b>		
16-24	50	40
25-34	51	32
35-44	52	37
45-54	51	30
55-64*	58	-
<b>Trust in the EU</b>		
Trust	72	47
Do not trust	36	16

Socio-demographic breakdown

**Q2** And please indicate how much you trust they are taking, and will take in the future, the right measures to overcome the economic and social impact of the coronavirus crisis. Using a scale from 1 to 6, where "1" means that you do not trust at all, and "6" means that you completely trust, the remaining numbers indicate something in between these two positions.

(%)



**Q2.3** And please indicate how much you trust they are taking, and will take in the future, the right measures to overcome the economic and social impact of the coronavirus crisis. Using a scale from 1 to 6, where "1" means that you do not trust at all, and "6" means that you completely trust, the remaining numbers indicate something in between these two positions.

Regional or local authorities (%)

Total 'Trust'	EU27	RO
TOTAL	48	31
<b>Gender</b>		
Male	49	34
Female	47	28
<b>Age</b>		
16-24	46	35
25-34	47	29
35-44	47	30
45-54	47	31
55-64*	56	-
<b>Trust in the measures taken by the EU</b>		
Trust	72	47
Do not trust	31	11

Socio-demographic breakdown

Survey conducted among people aged 16 to 64 years old in Austria, Belgium, Denmark, Estonia, Finland, France, Germany, Ireland, Italy, Latvia, Lithuania, Luxembourg, the Netherlands, the Republic of Cyprus, Spain and Sweden.

\*Survey conducted among people aged 16 to 54 years old in Bulgaria, Croatia, Czechia, Greece, Hungary, Poland, Portugal, Romania, Slovakia and Slovenia.



European Committee of the Regions

# THE CORONAVIRUS CRISIS AND THE ROLE OF EU REGIONS AND CITIES

26.381 interviews

03 - 17/09/2020

1.050 interviews

03 - 11/09/2020

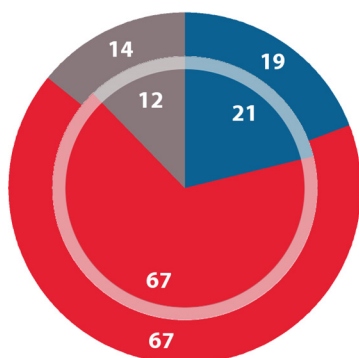
ROMANIA

NATIONAL FACTSHEET

Method: online

## II. INFLUENCE OF THE REGIONAL AND LOCAL AUTHORITIES

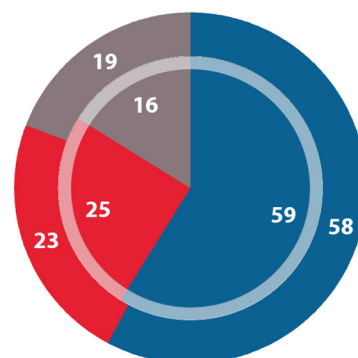
**Q3** Do you think regional and local authorities have enough influence on the decisions taken at the European Union level? (%)



● Yes  
● No  
● Don't know

EU27 Outer pie RO Inner pie

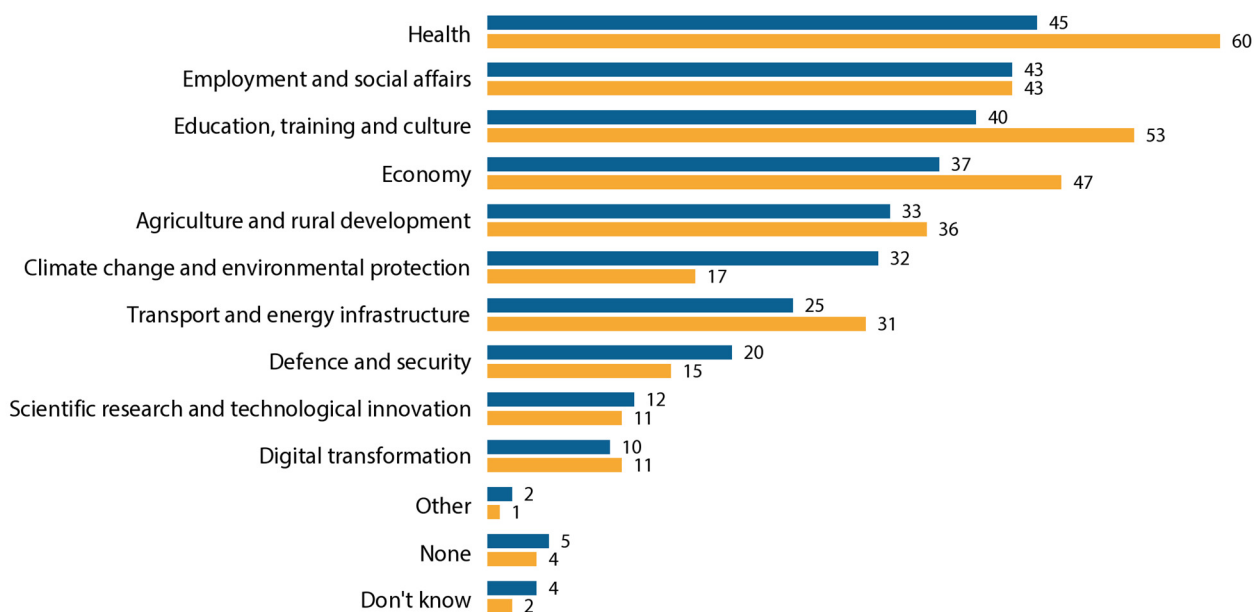
**Q5** Overall, do you think more influence of regional and local authorities would have a positive impact on the European Union's ability to solve problems? (%)



● Yes  
● No  
● Don't know

EU27 Outer pie RO Inner pie

**Q4** And on which of the following would you like that regional and local authorities have more influence on the decisions taken at European Union level? You may select up to four answers. (MAX. 4 ANSWERS) (%)



EU27  
 RO

Base: respondents who think regional and local authorities do not have enough influence on the decisions taken at EU level (Q3=2), N=17.892