



European Committee of the Regions

THE CORONAVIRUS CRISIS AND THE ROLE OF EU REGIONS AND CITIES

26.381 interviews

03 - 17/09/2020

1.033 interviews

03 - 08/09/2020

SWEDEN

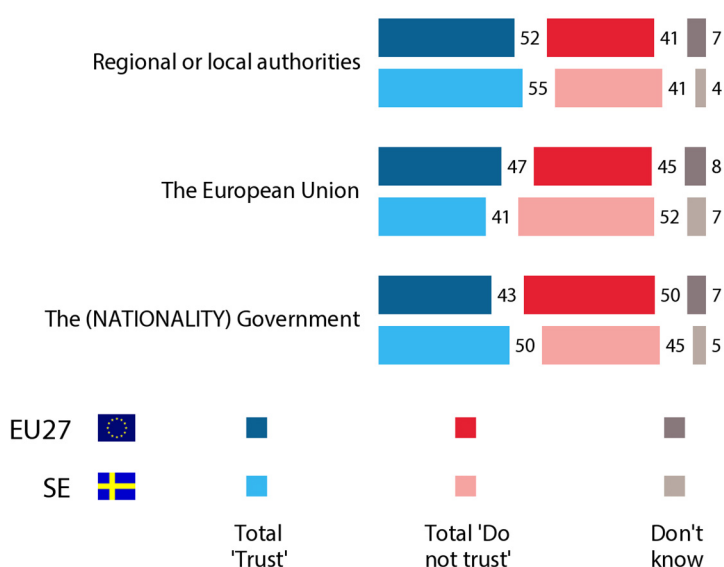
NATIONAL FACTSHEET

Method: online

I. TRUST IN THE EU, NATIONAL GOVERNMENT AND THE REGIONAL AND LOCAL AUTHORITIES

Q1 For each of the following institutions, please indicate how much you trust them or not. Using a scale from 1 to 6, where "1" means that you do not trust at all, and "6" means that you completely trust, the remaining numbers indicate something in between these two positions.

(%)



Q1.3 For each of the following institutions, please indicate how much you trust them or not. Using a scale from 1 to 6, where "1" means that you do not trust at all, and "6" means that you completely trust, the remaining numbers indicate something in between these two positions.

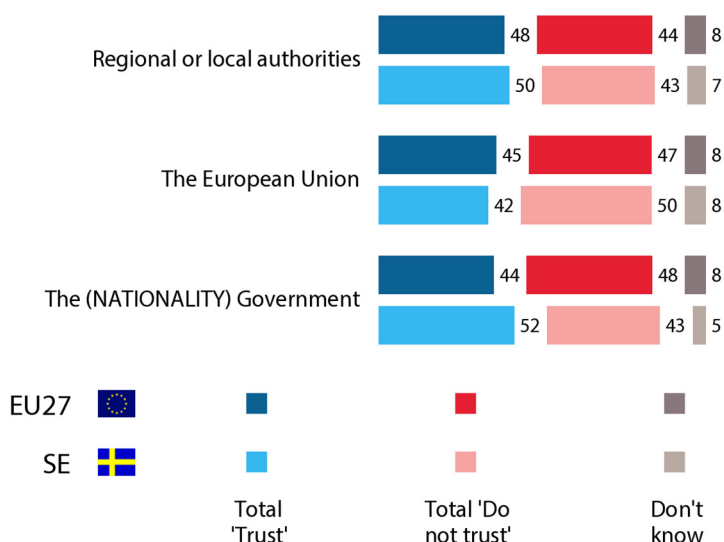
Regional or local authorities (%)

Total 'Trust'	EU27	SE
TOTAL	52	55
Gender		
Male	54	56
Female	51	52
Age		
16-24	50	52
25-34	51	54
35-44	52	56
45-54	51	55
55-64	58	56
Trust in the EU		
Trust	72	79
Do not trust	36	38

Socio-demographic breakdown

Q2 And please indicate how much you trust they are taking, and will take in the future, the right measures to overcome the economic and social impact of the coronavirus crisis. Using a scale from 1 to 6, where "1" means that you do not trust at all, and "6" means that you completely trust, the remaining numbers indicate something in between these two positions.

(%)



Q2.3 And please indicate how much you trust they are taking, and will take in the future, the right measures to overcome the economic and social impact of the coronavirus crisis. Using a scale from 1 to 6, where "1" means that you do not trust at all, and "6" means that you completely trust, the remaining numbers indicate something in between these two positions.

Regional or local authorities (%)

Total 'Trust'	EU27	SE
TOTAL	48	50
Gender		
Male	49	51
Female	47	49
Age		
16-24	46	45
25-34	47	48
35-44	47	54
45-54	47	51
55-64	56	51
Trust in the measures taken by the EU		
Trust	72	77
Do not trust	31	33

Socio-demographic breakdown

Survey conducted among people aged 16 to 64 years old in Austria, Belgium, Denmark, Estonia, Finland, France, Germany, Ireland, Italy, Latvia, Lithuania, Luxembourg, the Netherlands, the Republic of Cyprus, Spain and Sweden.

Survey conducted among people aged 16 to 54 years old in Bulgaria, Croatia, Czechia, Greece, Hungary, Poland, Portugal, Romania, Slovakia and Slovenia.



European Committee of the Regions

THE CORONAVIRUS CRISIS AND THE ROLE OF EU REGIONS AND CITIES

26.381 interviews
03 - 17/09/2020

1.033 interviews
03 - 08/09/2020

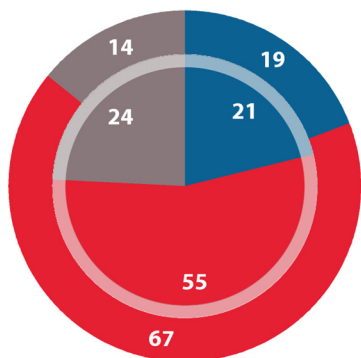
SWEDEN

NATIONAL FACTSHEET

Method: online

II. INFLUENCE OF THE REGIONAL AND LOCAL AUTHORITIES

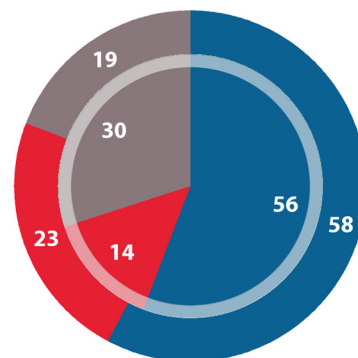
Q3 Do you think regional and local authorities have enough influence on the decisions taken at the European Union level? (%)



● Yes
● No
● Don't know

EU27 Outer pie SE Inner pie

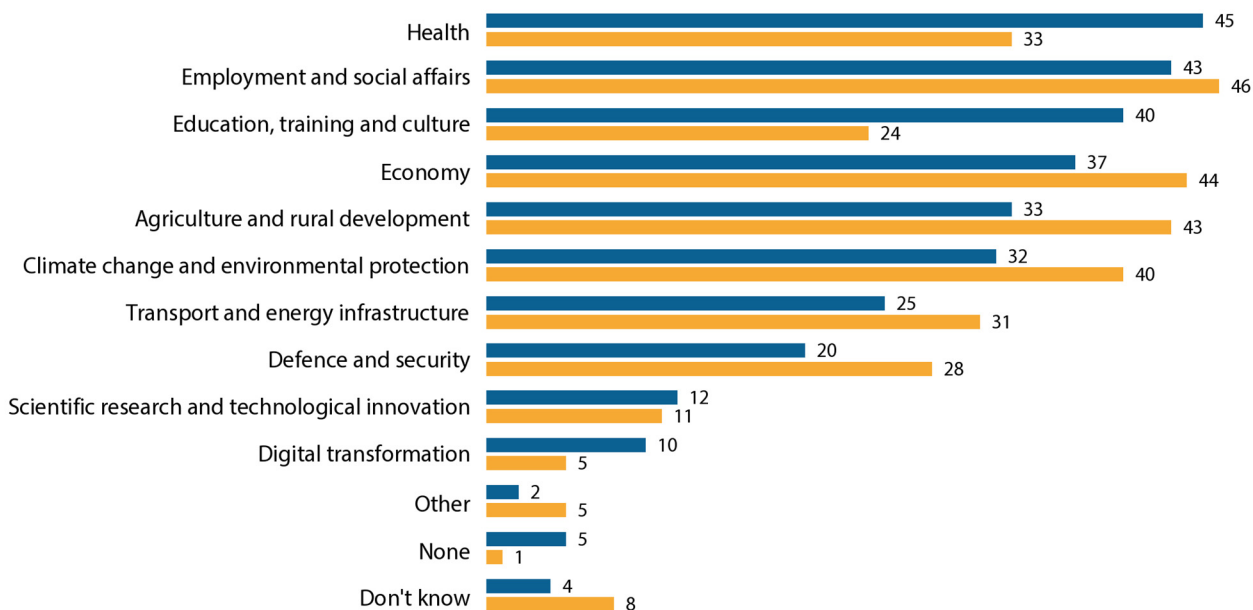
Q5 Overall, do you think more influence of regional and local authorities would have a positive impact on the European Union's ability to solve problems? (%)



● Yes
● No
● Don't know

EU27 Outer pie SE Inner pie

Q4 And on which of the following would you like that regional and local authorities have more influence on the decisions taken at European Union level? You may select up to four answers. (MAX. 4 ANSWERS) (%)



EU27
 SE

Base: respondents who think regional and local authorities do not have enough influence on the decisions taken at EU level (Q3=2), N=17.892