





European Committee of the Regions

# THE CORONAVIRUS CRISIS AND THE ROLE OF EU REGIONS AND CITIES

 26.381 interviews  
 03 - 17/09/2020  
 1.029 interviews  
 03 - 11/09/2020

SLOVAKIA

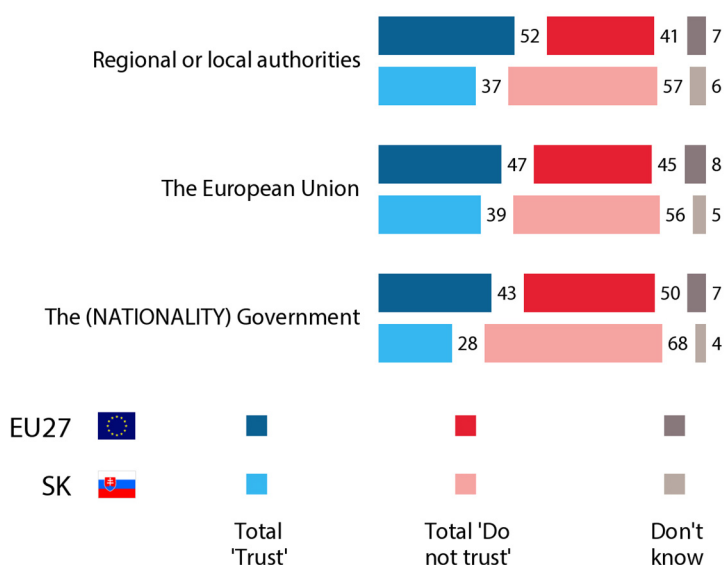
NATIONAL FACTSHEET

Method: online

## I. TRUST IN THE EU, NATIONAL GOVERNMENT AND THE REGIONAL AND LOCAL AUTHORITIES

**Q1** For each of the following institutions, please indicate how much you trust them or not. Using a scale from 1 to 6, where "1" means that you do not trust at all, and "6" means that you completely trust, the remaining numbers indicate something in between these two positions.

(%)



**Q1.3** For each of the following institutions, please indicate how much you trust them or not. Using a scale from 1 to 6, where "1" means that you do not trust at all, and "6" means that you completely trust, the remaining numbers indicate something in between these two positions.

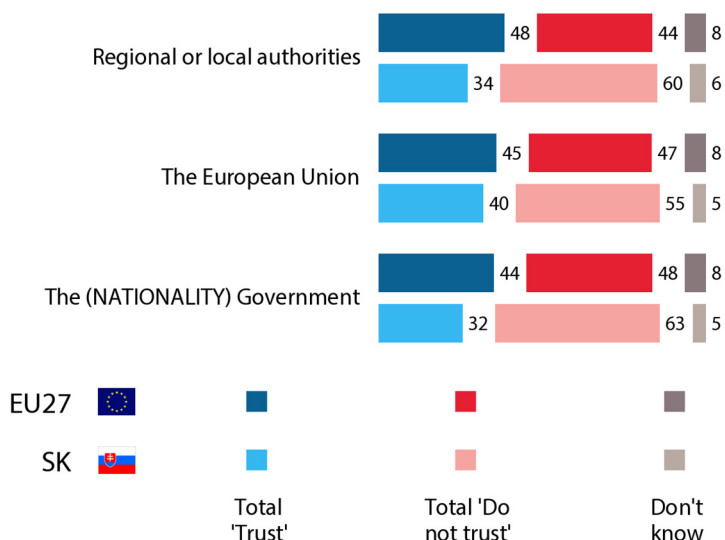
**Regional or local authorities (%)**

Total 'Trust'	EU27	SK
TOTAL	52	37
<b>Gender</b>		
Male	54	41
Female	51	33
<b>Age</b>		
16-24	50	37
25-34	51	36
35-44	52	34
45-54	51	43
55-64*	58	-
<b>Trust in the EU</b>		
Trust	72	62
Do not trust	36	22

Socio-demographic breakdown

**Q2** And please indicate how much you trust they are taking, and will take in the future, the right measures to overcome the economic and social impact of the coronavirus crisis. Using a scale from 1 to 6, where "1" means that you do not trust at all, and "6" means that you completely trust, the remaining numbers indicate something in between these two positions.

(%)



**Q2.3** And please indicate how much you trust they are taking, and will take in the future, the right measures to overcome the economic and social impact of the coronavirus crisis. Using a scale from 1 to 6, where "1" means that you do not trust at all, and "6" means that you completely trust, the remaining numbers indicate something in between these two positions.

**Regional or local authorities (%)**

Total 'Trust'	EU27	SK
TOTAL	48	34
<b>Gender</b>		
Male	49	38
Female	47	30
<b>Age</b>		
16-24	46	36
25-34	47	32
35-44	47	32
45-54	47	36
55-64*	56	-
<b>Trust in the measures taken by the EU</b>		
Trust	72	53
Do not trust	31	20

Socio-demographic breakdown

Survey conducted among people aged 16 to 64 years old in Austria, Belgium, Denmark, Estonia, Finland, France, Germany, Ireland, Italy, Latvia, Lithuania, Luxembourg, the Netherlands, the Republic of Cyprus, Spain and Sweden.

\*Survey conducted among people aged 16 to 54 years old in Bulgaria, Croatia, Czechia, Greece, Hungary, Poland, Portugal, Romania, Slovakia and Slovenia.



European Committee of the Regions

# THE CORONAVIRUS CRISIS AND THE ROLE OF EU REGIONS AND CITIES

26.381 interviews

03 - 17/09/2020

1.029 interviews

03 - 11/09/2020

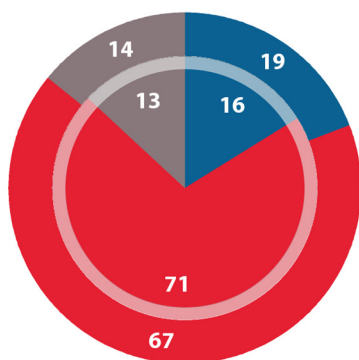
SLOVAKIA

NATIONAL FACTSHEET

Method: online

## II. INFLUENCE OF THE REGIONAL AND LOCAL AUTHORITIES

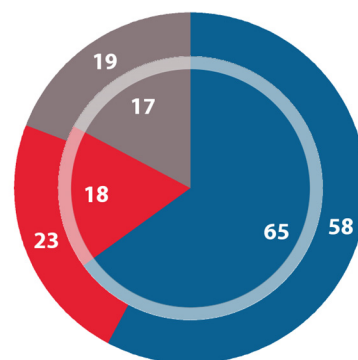
**Q3** Do you think regional and local authorities have enough influence on the decisions taken at the European Union level? (%)



● Yes  
● No  
● Don't know

EU27 Outer pie SK Inner pie

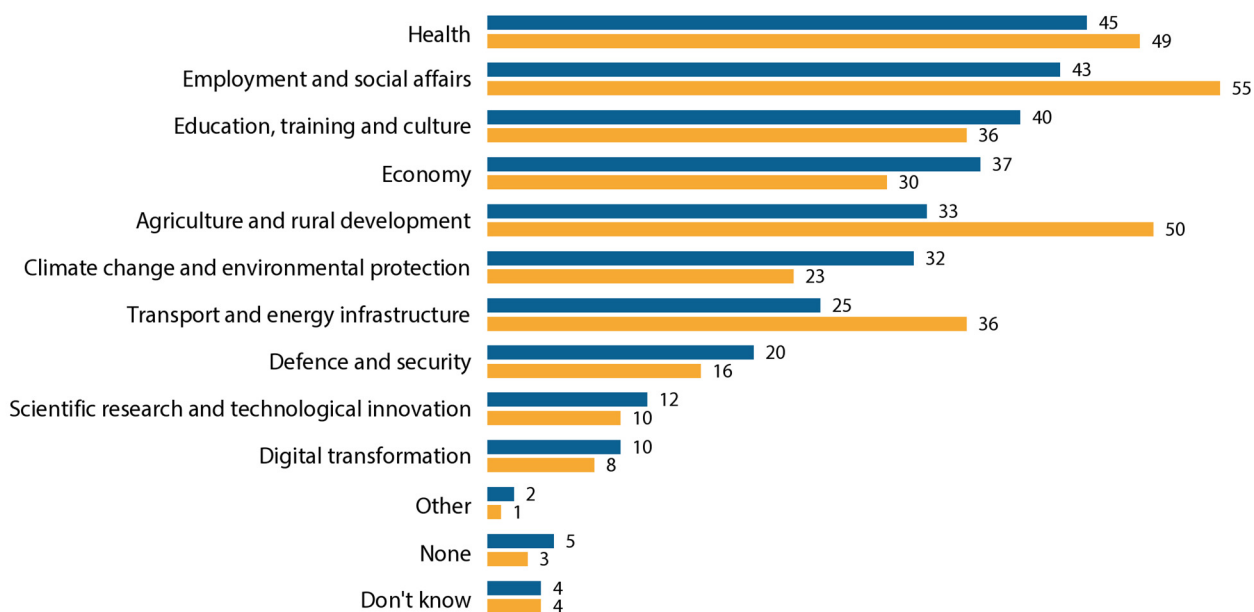
**Q5** Overall, do you think more influence of regional and local authorities would have a positive impact on the European Union's ability to solve problems? (%)



● Yes  
● No  
● Don't know

EU27 Outer pie SK Inner pie

**Q4** And on which of the following would you like that regional and local authorities have more influence on the decisions taken at European Union level? You may select up to four answers. (MAX. 4 ANSWERS) (%)



EU27  
 SK

Base: respondents who think regional and local authorities do not have enough influence on the decisions taken at EU level (Q3=2), N=17.892